

Typenoverzicht

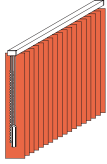
Rechthoekige lamellen

Deur-raamcombinaties

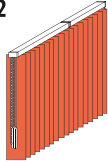
Gebogen en schuine lamellen

Standard Anlagen Standard units

V010

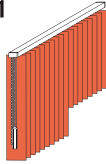


V012

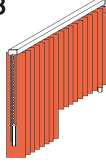


Standard Anlagen Standard units

V011

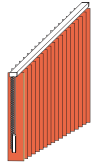


V013

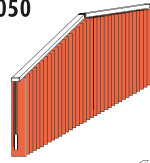


Slope Anlagen Slope units

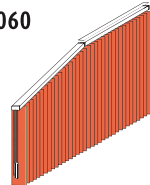
V040



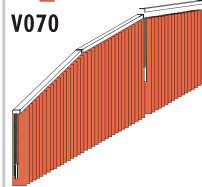
V050



V060

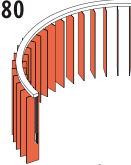


V070



Horizontal gebogene Anlagen Horizontally curved units

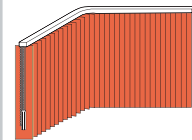
V080



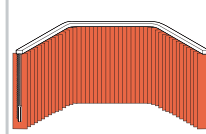
V083



V081

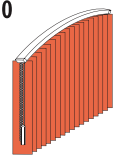


V082

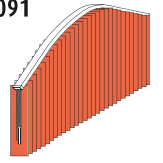


Vertikal gebogene Anlagen Vertically curved units

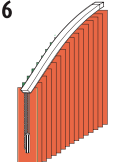
V090



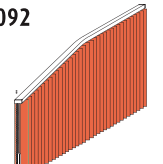
V091



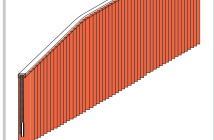
V096




V092



V093

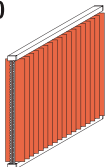


V095

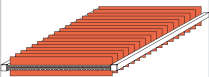



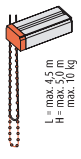



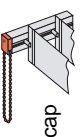
Plafond Anlagen/Erker Anlagen Top and bottom track units/ Bay windows units

V020



V025



			 L = max. 4,5 m H = max. 5,0 m H = max. 10 kg	 Cord/Chain with cord lock			 Top and bottom track end cap
Standard Anlagen Standard units	V 010	●	●			●	
	V 011	●	●			●	
	V 012	●	●			●	
	V 013	●					
Plafond Anlagen Top and bottom track units/Bay windows units	V 020				●	●	
	V 025				●	●	●
Slope Anlagen Slope units	V 040/041			●		●	
	V 050			●		●	
	V 060/061			●		●	
	V 070			●		●	
Horizontal gebogene Anlagen Horizontally curved units	V 080	● 4:1				●	
	V 081	● 4:1				●	
	V 082	● 4:1				●	
	V 083			● 4:1			
Vertikal gebogene Anlagen Vertically curved units	V 090			●		●	
	V 091			●		●	
	V 092/094			●		●	
	V 093			●		●	
	V 095			●		●	
	V 096			●		●	